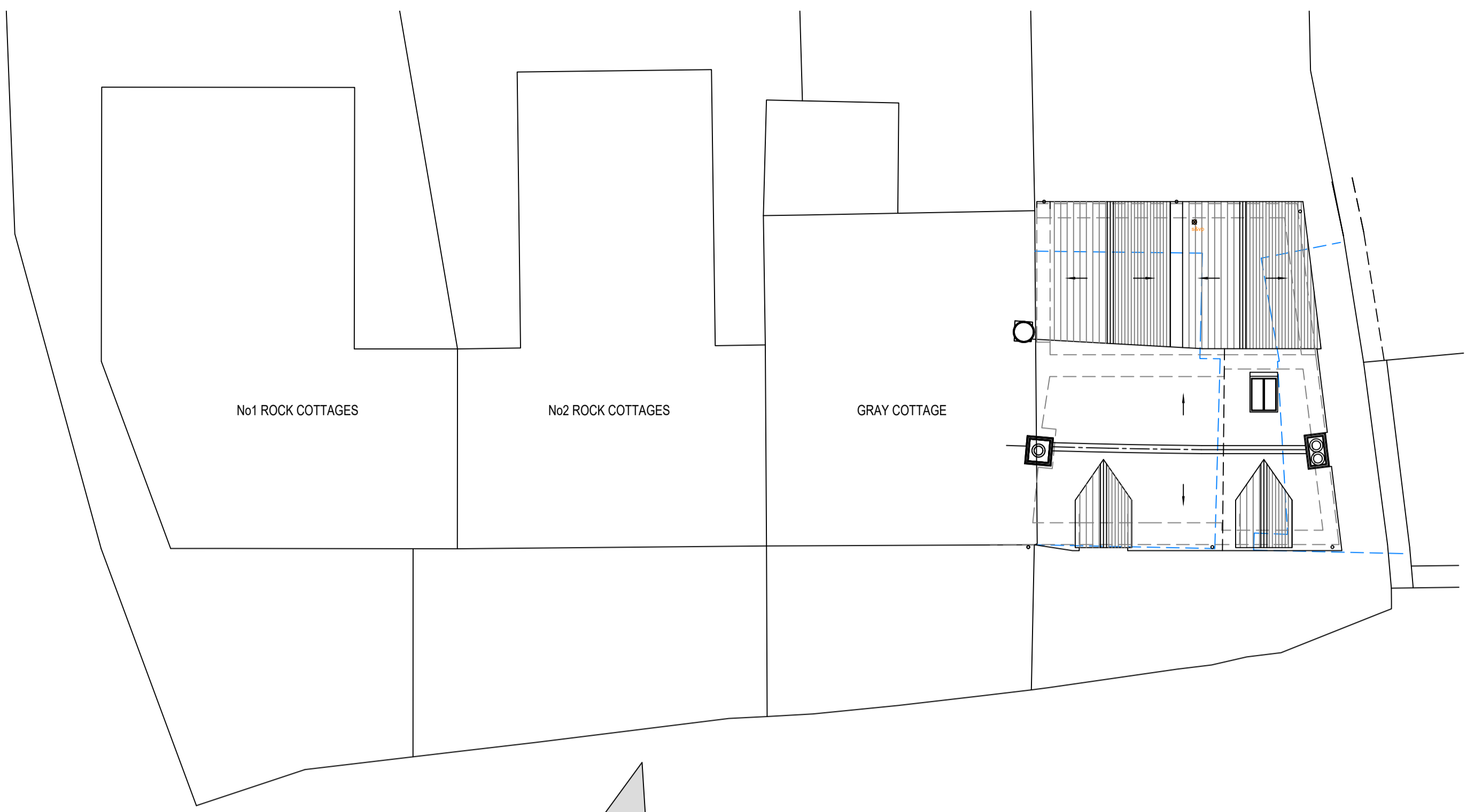




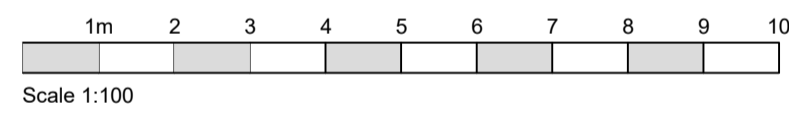
EXISTING CHAPEL STREET - PLAN VIEW (1:100)



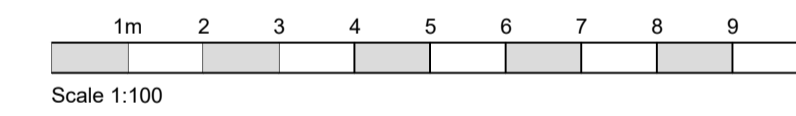
PROPOSED CHAPEL STREET - PLAN VIEW (1:100)



EXISTING CHAPEL STREET - SOUTH ELEVATION (1:100)



PROPOSED CHAPEL STREET - SOUTH ELEVATION (1:100)



CHAPEL STREET - AERIAL VIEW (NTS)



VALLEY VIEW - REAR PHOTOGRAPH

Revision	Description	Drawn	DM	Date	08/08/23	Checked		Approved	
A	Revised following comments from the local authority planning officer & conservation officer.								

0	100
This drawing may have been reduced	
original scale - 100mm	

This drawing is the copyright of Guiding Light Architecture Ltd in accordance with Section 16 of the Copyright Designs & Patents Act 1988, and cannot be reproduced in part or whole without prior written consent and is not available for third party use.

Project	MRS R. EADY VALLEY VIEW, CHAPEL STREET, MAUGERSBURY, STOW ON THE WOLD, GLOS, GL54 1HR		
Title	PROPOSED SIDE & REAR EXTENSION. EXISTING & PROPOSED CHAPEL STREET PLAN VIEW & STREET ELEVATION.		
Scale	Drawn	Checked	Approved
1:50 @ A1	Date 01/08/2023	Date -	Date -
CAD Ref	-		

PLANNING ISSUE

Scale	Drawn	Checked	Approved
1:50 @ A1	Date 01/08/2023	Date -	Date -
CAD Ref	-		



GUIDING LIGHT ARCHITECTURE LTD  
17 Fosseyway Drive, Moreton in Marsh, Gloucestershire, GL56 0DU  
TEL: 07905 292415 EMAIL: info@guidinglightarchitecture.co.uk  
www.guidinglightarchitecture.co.uk

Project number	Drawing number	Revision
2303-129	2303-129-09	A